



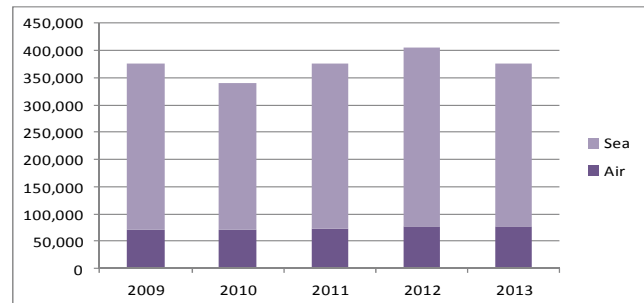
# TOURISM STATISTICS BULLETIN



## Introduction

This report provides an overview of first quarter (QTR 1) visitor arrivals by air and sea to Antigua and Barbuda for the years 2009 - 2013, as well as more detailed comparisons between the first quarters of 2012 and 2013. From Figure 1, it is observed that the larger percentage of visitors arrive by sea (cruise ships and yachts). There were minor differences in the number of visitor arrivals during the period, increasing in QTR 1 of 2012 with 404,590 visitors and declining 7% in QTR 1 of 2013 to 375,052.

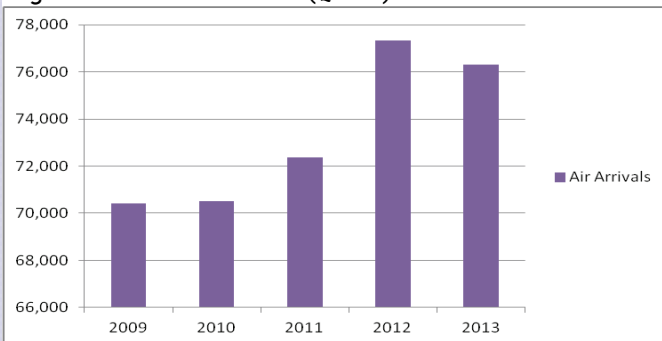
Figure 1: Total Visitor Arrivals (QTR 1): 2009-2013



Source: Ministry of Tourism, July 2013

## Air Arrivals

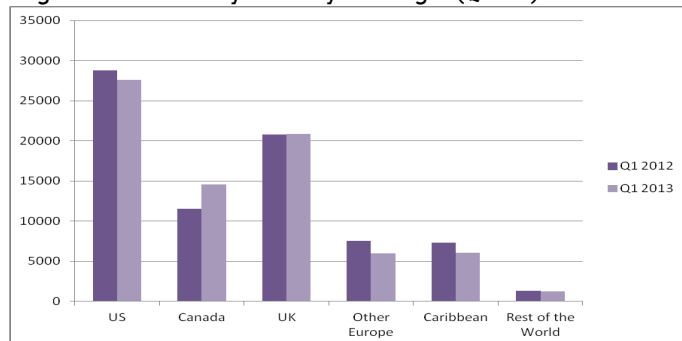
Figure 2: Total Air Arrivals (QTR 1): 2009-2013



Source: Ministry of Tourism, July 2013

During the first quarter of 2012, there were 77,330 visitors to Antigua & Barbuda by air. This exceeded the arrivals reported in each first quarter of 2009-2011. However, there was a slight decline of 1% in 2013, to 76,302 passengers compared to 2012. For QTR 1 of both 2012 and 2013, the largest number of visitors were from the United States, followed by the United Kingdom and Canada. During QTR 1 of 2013, there was a decline in visitors from the United States, Other Europe and the Caribbean, by 4%, 21% and 17% respectively.

Figure 3: Arrivals by Country of Origin (QTR 1): 2012-2013



Source: Ministry of Tourism, July 2013

## Sea Arrivals

Table 1: Sea Arrivals by Vessels (QTR 1): 2012- 2013

Vessel	First Quarter 2012		First Quarter 2013	
	Calls	Passengers	Calls	Passengers
Cruise	173	311,554	180	289,866
Yacht	1,814	15,706	1,907	8,884
<b>Total</b>	<b>1,987</b>	<b>327,260</b>	<b>2,087</b>	<b>298,750</b>

Total sea arrivals for QTR 1 have declined 9% from 2012 to 2013. Compared to the same period in 2012, cruise passenger arrivals reported a 7% decline and yacht passenger arrivals, a substantial decline of 43%.

Source: Ministry of Tourism, July 2013

### For more information please contact:

Statistics Division  
First Floor, ACT Building  
Church & Market Sts.  
St. John's  
Antigua

Phone: 268-463-5197/462-3233/562-7491  
Fax: 268-562-2542  
E-mail: stats@antigua.gov.ag

