



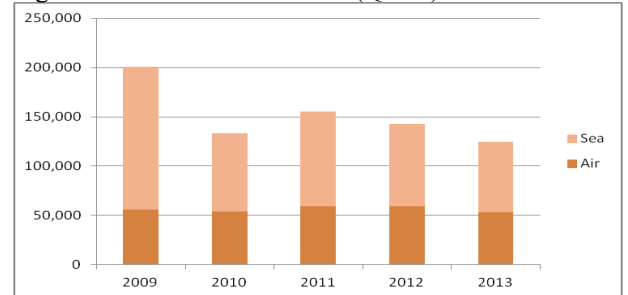
# TOURISM STATISTICS BULLETIN



## Introduction

This report is an overview of second quarter (QTR2) visitor arrivals (air and sea) to Antigua & Barbuda for the years 2009-2013. Also provided are comparisons of visitor arrivals for the years 2012 and 2013. Figure 1 shows that the largest number of total visitor arrivals recorded in QTR2 was in 2009 with 200,406, declining 34% to 133,180 in 2010 and increasing 17% to 155,576 in 2011. In 2012 and 2013, the total visitor arrivals declined 8% and 12% to 142,428 and 124,884 respectively.

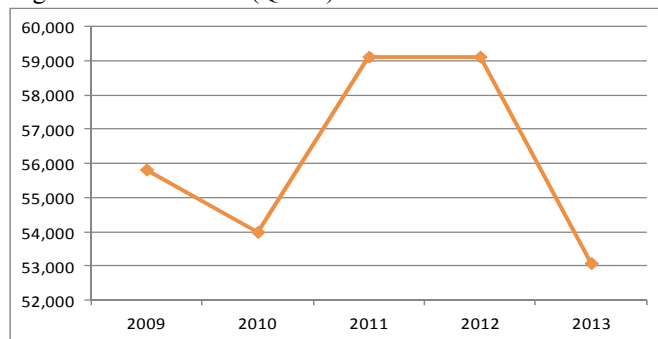
Figure 1: Total Visitor Arrivals (QTR2): 2009-2013



Source: Ministry of Tourism., August 2013

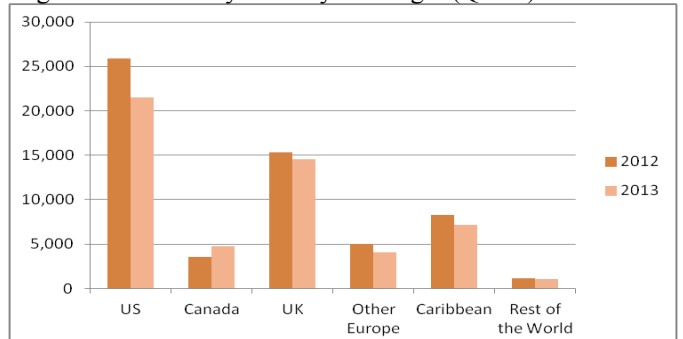
## Air Arrivals

Figure 2: Air Arrivals (QTR2): 2009-2013



Source: Ministry of Tourism, August 2013

Figure 3: Arrivals by Country of Origin (QTR2): 2012-2013



Source: Ministry of Tourism, August 2013

Second quarter visitor arrivals to Antigua & Barbuda by air in 2013 declined 10% from the same period in 2012, to 53,089 visitors, the lowest number of arrivals for the past five years. As illustrated in Figure 3, the largest market is the United States (US), however arrivals from this group has declined 17% between 2012 to 2013. The second largest market is the United Kingdom (UK) which recorded a 5% decrease in visitor arrivals. A decline in visitor arrivals is also observed in all of the other markets, except Canada, where visitors arrivals increased 32%.

## Sea Arrivals

Table 1: Sea Arrivals by Vessels (QTR2): 2012- 2013

Vessels	QTR2 2012		QTR2 2013	
	Calls	Passengers	Calls	Passengers
Cruise	37	78,634	37	67,822
Yacht	1,042	4,663	1,021	3,973
Total	1,079	83,297	1,058	71,795

Total sea arrivals for QTR2 have declined 14% between 2012 to 2013. Table 1 displays the sea arrivals by main type of vessels that visit Antigua: cruise ships and yachts. Compared to the same period in 2012, cruise passenger arrivals declined 14% and yacht passenger arrivals, 15%.

Source: Ministry of Tourism, August 2013

### For more information please contact:

Statistics Division  
 First Floor, ACT Building  
 Church & Market Sts.  
 St. John's  
 Antigua

Phone: 268-463-5197/462-3233/562-7491  
 Fax: 268-562-2542  
 E-mail: stats@antigua.gov.ag

